




D21 BOOMBERANG

La mesa DESK 21 boomerang ofrece un mundo de posibilidades para crear diferentes configuraciones dentro de cualquier espacio escolar.

Fuerte, duradera, ajustable y con una encimera maciza en melamina compacta HDF - High Density Fiberboard sin cantos pegados, y una estructura metálica con pintura epoxi, esta mesa cumple con las exigentes directrices europeas (EN1729) y está revolucionando la forma en que diseñamos los espacios escolares.

DIMENSONE (mm)

695 × 695




CONJUNTO

1x D21

DIMENSONE (mm)

900 × 560

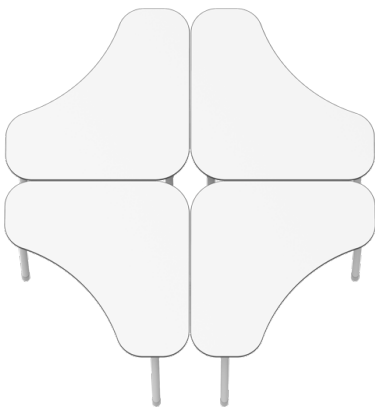


CONJUNTO

2x D21

DIMENSONE (mm)

1390 × 695

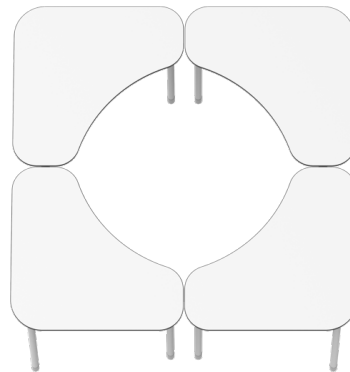


CONJUNTO

4x D21

DIMENSONE (mm)

1390 × 1390




CONJUNTO

4x D21

DIMENSONE (mm)

1390 × 1390

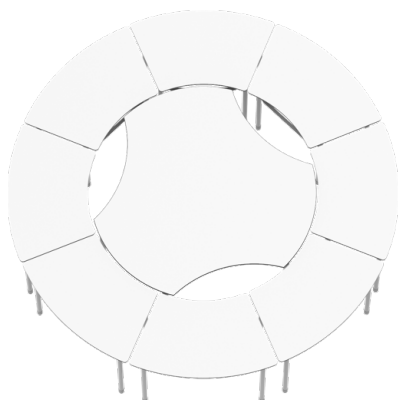


CONJUNTO

1x D21

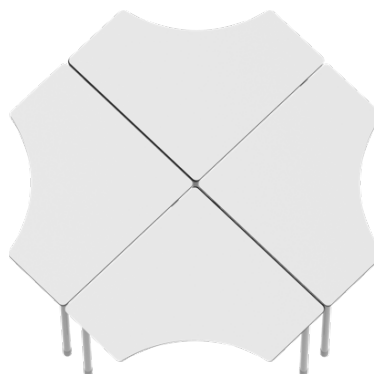
DIMENSONE (mm)

2375 × 796



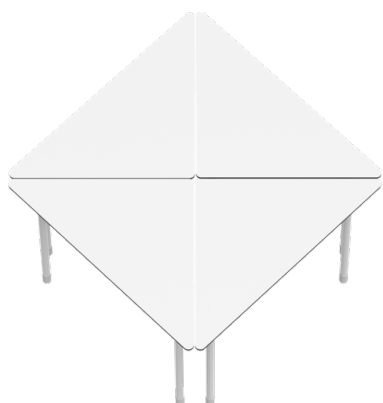
CONJUNTO
8X D21 IC8
1x D21 UE

DIMENSONE (mm)
Ø2220



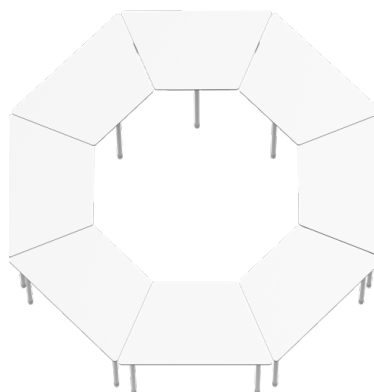
CONJUNTO
4x D21 IB

DIMENSONE (mm)
1390 × 1390



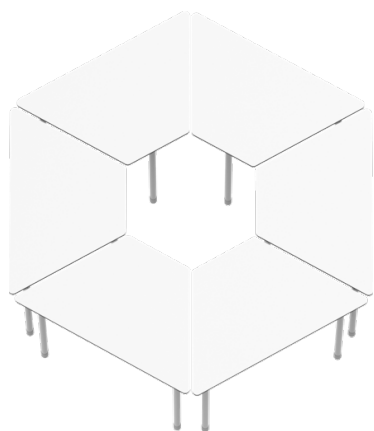
CONJUNTO
4x D21 IT

DIMENSONE (mm)
1390 × 1390



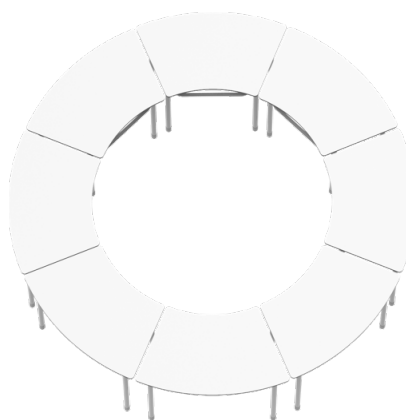
CONJUNTO
8x D21 IT8

DIMENSONE (mm)
2218 × 2218



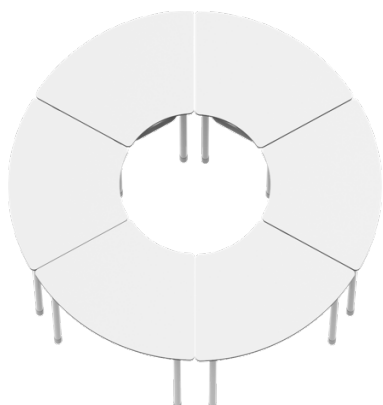
CONJUNTO
6x D21 IT6

DIMENSONE (mm)
1500 × 1700




CONJUNTO
8x D21 IC8

DIMENSONE (mm)
Ø2220




CONJUNTO
6x D21 IC6

DIMENSONE (mm)
Ø1500

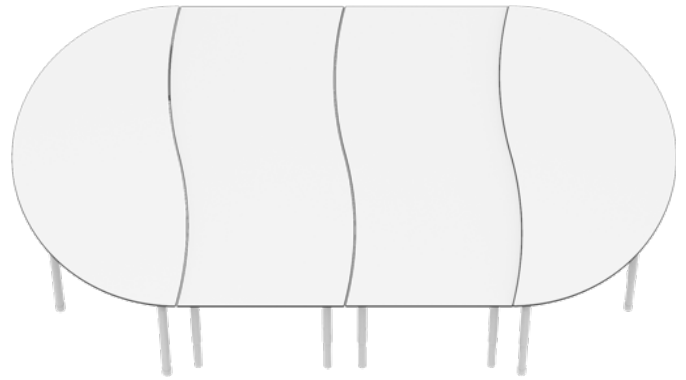


CONJUNTO
2x D21 UMO


DIMENSONE (mm)
Ø1300



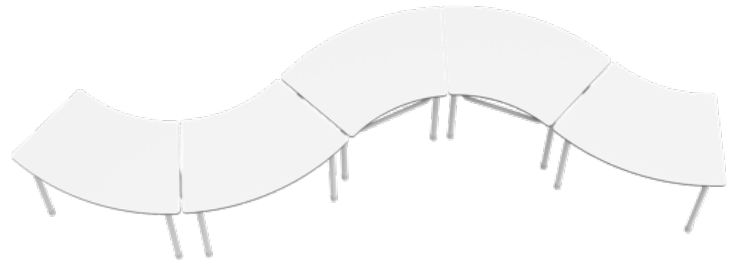
CONJUNTO
2x D21 UM
DIMENSONE (mm)
Ø1200



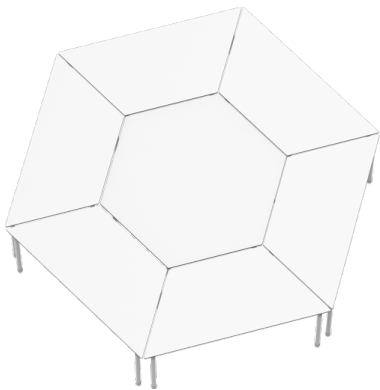
CONJUNTO DIMENSONE (mm)
2x D21 URO 2600 × 1300
2x D21 UMO



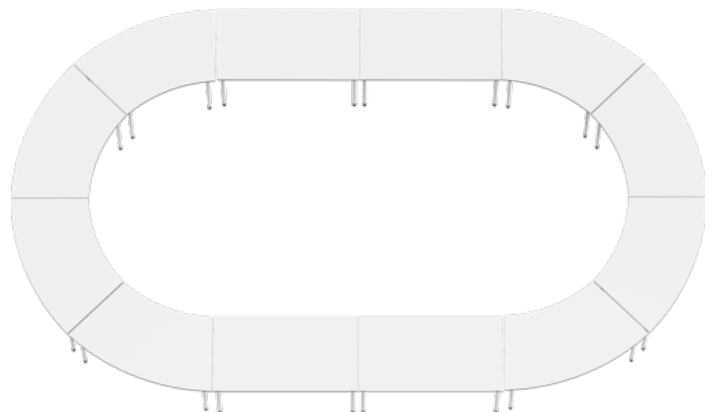
CONJUNTO
3x D21 UT
DIMENSONE (mm)
1942 × 1682



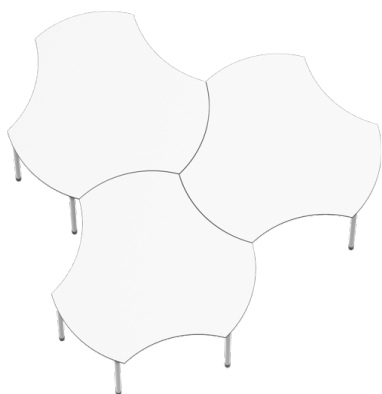
CONJUNTO DIMENSONE (mm)
5x D21 IC8 3260 × 974



CONJUNTO
1x D21 UH
6x D21 UT
DIMENSONE (mm)
2252 × 2592

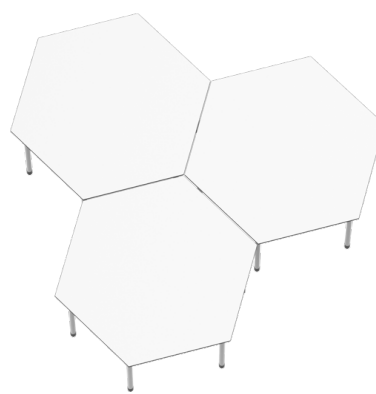


CONJUNTO DIMENSONE (mm)
8x D21 UC 4840 × 3640
4x D21 URD



CONJUNTO
3x D21 UE

DIMENSONE (mm)
1950 × 2252



CONJUNTO
3x D21 UH

DIMENSONE (mm)
1950 × 2252

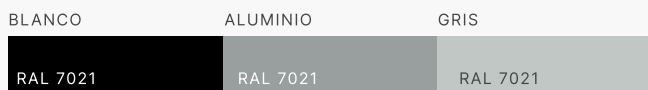
ACABADOS

Encimera en compacmel (71 × 71 cm). 3 patas. Terminales exteriores para protección contra elementos corrosivos. Estructura en tubo de acero con pintura epoxi, desmontable para facilitar el transporte.

ENCIMERA EN COMPACMEL®



ESTRUCTURA METÁLICA



¡FABRICACIÓN Y VENTA!

Mobiliario para Escuelas en España

E: ventas@nautilusescolar.es
M: +34 667 911 733

MADRID

Nautilus SA - Calle Pedrezuela 9-F, Nave 44
Pol.Ind. Ventorro del Cano, 28925 Alcorcón -
Madrid

